
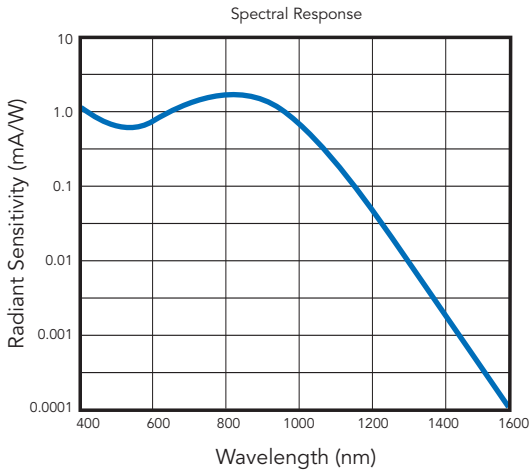



ElectroViewer 7215

HANDHELD INFRARED VIEWER



The 7215 is ideal for locating and aligning near-infrared laser beams and for identifying stray IR reflections that may otherwise go undetected.



As a thermal imager, the 7215 can be used to view the radiation from objects hotter than about 600°C (such as the soldering iron shown).



With the 7215-202 accessory, the 7215 can also be attached to CCTV cameras extending their spectral range to 1.5µm.

Converts 0.4-1.5µm Radiation to Visible

The ElectroViewer 7215 is a high-performance, hand-held Infrared Viewer designed to meet the requirements of viewing in the near-IR wavelength range. Unlike any other infrared imaging device, the ElectroViewer delivers an image that is remarkably bright. And with focusing as close as 4 inches, the ElectroViewer is the perfect tool for in-the-lab and in-the-field.

- Excellent image quality
- Bright, high-contrast image
- Focuses as close as 4"
- Adjustable iris included
- Accepts C-mount lenses
- Interfaces to CCTV cameras
- Rugged and shock-proof design

Operation

The ElectroViewer is powered by pressing and maintaining the push-button switch. The objective lens, adjusted for objects at distances from 4" to infinity, brings the scene into sharp focus, producing a bright, green fluorescent image seen through the eyepiece.

High-resolution images are generated in accordance with the incident intensity of the radiation and the S-1 spectral responsivity of the photocathode material (see Spectral Response characteristic).

The ElectroViewer image output can either be viewed directly using the adjustable eyepiece (included) or can be attached to a CCTV camera with the 7215-202 CCTV Relay Lens accessory (optional), thus effectively extending the CCTV camera's response range to beyond 1.3µm!


APPLICATIONS

- Observation of GaAs laser diodes and IR LEDs
- Beam alignment (e.g. Nd:YAG, Ti: Sapphire)
- Thermal imaging of objects 600°C (1112°F) and hotter
- View in-the-dark processes
- Forensic analysis of inks, pigments
- Sub-surface wafer inspection (Si, GaAs)

ElectroViewer 7215

HANDHELD INFRARED VIEWER

SPECIFICATIONS	
Input Photocathode	S-1
Output Fluorescent Screen	P-20 Phosphor
Output Resolution	60 lp/mm
Peak Emission Wavelength	550nm
Responsivity@1.06µm	0.45-0.85 mA/W
Object Distance	4" to ∞
Field of View	40°
Battery Life	100 hours (typical)
Battery Type	9V Alkaline
Size (L x W x H)	3¼" x 3¼" x 2¼" (8x8x6 cm) excl. handle and lenses
Weight w/o Lens	1¼ lb. (570g)



ORDERING INFORMATION		
ITEM	PART NO.	DESCRIPTION
ElectroViewer 7215	914644	Selected to detect 20mW/cm ² @1.3µm. Includes a 25mm objective lens, eyepiece, and 9V alkaline battery
ElectroViewer 7215P	914646	Selected to detect 50mW/cm ² @1.5µm. Includes a 25mm objective lens, eyepiece, and 9V alkaline battery
Switch Option		Toggle ON/OFF switch replaces push button in above models
AC Option		Viewer has additional AC adapter jack in parallel with 9V battery terminals.
CCTV Relay Lens	914044	Interfaces with 1/2" CCTV cameras
Extension Tube Set	908007	Reduces minimum object distance to 1-2"
Wide Angle Objective Lens	908001	16mm F1.6 (no iris)
2X Telephoto Objective Lens	908004	50mm F1.8
1/2X to 3X Zoom Objective Lens	908006	12.5-75mm F1.2
Carrying/Storage Case	902017	Foam-lined case for storage and transport
Visible Light Cut Filter	902031	Mounts on 25mm Lens filter thread
Filter Holder	909000	Captures any 1" filter onto 25mm objective lens
1" Long Pass Filters		Select cut-on wavelength (nm): 700, 750, 800, 850, 900, 950, 1000, more
1" Short Pass Filters		Select cut-off wavelength (nm): 700, 750, 800, 850, 900, 950, 1000, more
1" Band Pass Filters		Select center wavelength (nm): 700, 710, ..., 1050, 1060, more
1" Neutral Density Filters		Select optical density: 0.1, 0.2, ..., 0.9, 1.0, 1.5, 2.0, 3.0, more

Because of ongoing product enhancements, specifications are subject to change without notice.

Contact us today to discuss how the ElectroViewer 7215 can meet your application requirements.